



**Statement Showing Shareholding Pattern**

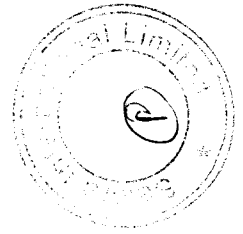
Category code	Category of Shareholder	Number of Shareholders	Table (I)(a)					Shares Pledged or otherwise encumbered		
			Total number of shares	Number of shares held in dematerialized form	Total shareholding as a percentage of total number of shares		Number of shares	As a percentage of (A+B+C)	As a percentage of (VIII)/(IV)*100	
			(IV)	(V)	As a percentage of (A+B) <sup>1</sup>	(VII)				
(I)	(II)	(III)	(IV)	(V)	(VI)	(VII)	(VIII)	(IX)		
(A)	<b>Shareholding of Promoter and Promoter Group<sup>2</sup></b>									
<b>1</b>	<b>Indian</b>									
(a)	Individuals/ Hindu Undivided Family	8	5317337	5317337	60.37	60.37	0	0.00		
(b)	Central Government/ State Government(s)	0	0	0	0.00	0.00	0	0.00		
(c)	Bodies Corporate	1	558929	558929	6.35	6.35	0	0.00		
(d)	Financial Institutions/ Banks	0	0	0	0.00	0.00	0	0.00		
(e)	Any Others(Specify)	0	0	0	0.00	0.00	0	0.00		
(e-i)		0	0	0	0.00	0.00	0	0.00		
(e-ii)		0	0	0	0.00	0.00	0	0.00		
	<b>Sub Total(A)(1)</b>	<b>9</b>	<b>5876266</b>	<b>5876266</b>	<b>66.72</b>	<b>66.72</b>	<b>0</b>	<b>0.00</b>		
<b>2</b>	<b>Foreign</b>									
a	Individuals (Non-Residents Individuals/ Foreign Individuals)	0	0	0	0.00	0.00	0	0.00		
b	Bodies Corporate	0	0	0	0.00	0.00	0	0.00		
c	Institutions	0	0	0	0.00	0.00	0	0.00		
d	Any Others(Specify)				0.00	0.00	0	0.00		
d-i					0.00	0.00	0	0.00		
d-ii					0.00	0.00	0	0.00		
	<b>Sub Total(A)(2)</b>	<b>0</b>	<b>0</b>	<b>0</b>	<b>0.00</b>	<b>0.00</b>	<b>0</b>	<b>0.00</b>		
	<b>Total Shareholding of Promoter and</b>	<b>9</b>	<b>5876266</b>	<b>5876266</b>	<b>66.72</b>	<b>66.72</b>	<b>0</b>	<b>0.00</b>		



<b>(B) Public shareholding</b>										
<b>I Institutions</b>										
(a)	Mutual Funds/ UTI									
(b)	Financial Institutions / Banks	1	400	0	0.00	0.00	0.00	0.00	0.00	0.00
(c)	Central Government/ State Government(s)	1	100	0	0.00	0.00	0.00	0.00	0.00	0.00
(d)	Venture Capital Funds	0	0	0	0.00	0.00	0.00	0.00	0.00	0.00
(e)	Insurance Companies	0	0	0	0.00	0.00	0.00	0.00	0.00	0.00
(f)	Foreign Institutional Investors	2	200	0	0.00	0.00	0.00	0.00	0.00	0.00
(g)	Foreign Venture Capital Investors	0	0	0	0.00	0.00	0.00	0.00	0.00	0.00
(h)	Any Other (specify)	0	0	0	0.00	0.00	0.00	0.00	0.00	0.00
(h-i)		0	0	0	0.00	0.00	0.00	0.00	0.00	0.00
(h-ii)		0	0	0	0.00	0.00	0.00	0.00	0.00	0.00
	<b>Sub-Total (B)(1)</b>	<b>4</b>	<b>700</b>	<b>0</b>	<b>0.01</b>	<b>0.01</b>	<b>0.01</b>	<b>0.01</b>	<b>0</b>	<b>0.00</b>
<b>B 2 Non-institutions</b>										
(a)	Bodies Corporate	225	806362	801261	9.16	9.16	9.16	9.16	0	0.00
(b)	Individuals				0.00	0.00	0.00	0.00	0	0.00
I	Individuals -i. Individual shareholders holding nominal share capital up to Rs 1 lakh	5278	1482154	1313370	16.83	16.83	16.83	16.83	0	0.00
II	ii. Individual shareholders holding nominal share capital in excess of Rs. 1 lakh	20	593465	593465	6.74	6.74	6.74	6.74	0	0.00
(c)	Any Other (specify)	43	45878	45878	0.52	0.52	0.52	0.52	0	0.00
(c-i)	Clearing House / Public Trusts	1	2300	2300	0.03	0.03	0.03	0.03	0	0.00
(c-ii)	Corporate Bodies (OCB)	1	175	175	0.00	0.00	0.00	0.00	0	0.00
	<b>Sub-Total (B)(2)</b>	<b>5568</b>	<b>2930334</b>	<b>2756449</b>	<b>33.27</b>	<b>33.27</b>	<b>33.27</b>	<b>33.27</b>	<b>0</b>	<b>0.00</b>



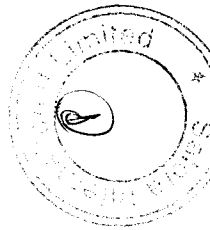
(B)	Total Public Shareholding (B)= (B)(1)+(B)(2)	5572	2931034	2756449	33.28	33.28	0	0.00
	TOTAL (A)+(B)	5581	8807300	8632715	100.00	100.00	0	0.00
(C)	Shares held by Custodians and against which Depository Receipts have been issued							
1	Promoter and Promoter Group	0	0	0	0.00	0.00		0.00
2	Public	0	0	0	0.00	0.00		
	Sub-Total (C)	0	0	0	0	0	0	
	GRAND TOTAL (A)+(B)+(C)	5581	8807300	8632715	100.00	100.00	0	0.00



(D)(b) Statement showing holding of securities (including shares, warrants, convertible securities) of persons belonging to the category "Promoter and Promoter Group"

Sr. No.	Name of the shareholder	Details of Shares held		Encumbered shares (*)			Details of warrants		Details of convertible securities		Total shares (including under lying shares assuming full conversion of warrants and convertible securities) as a % of diluted share capital	
		Number of shares held	As a % of grand total (A) + (B) + (C)	No.	As a percentage	As a % of grand total (A)+(B)+(C) of sub-clause (I)(a)	Number of warrants held	As a % total number of warrants of the same class	Number of convertible securities held	As a % total number of convertible securities of the same class		
												(III)
1	SITARAM JIWARAJKA (HUF)	33000	0.37		0.00	0.00		0.00	0.00	0.00	0.00	0.00
2	GOPAL KUMAR JIWARAJKA	2029117	23.04		0.00	0.00		0.00	0.00	0.00	0.00	0.00
3	GOPAL KUMAR JIWARAJKA (HUF)	1498988	17.02		0.00	0.00		0.00	0.00	0.00	0.00	0.00
4	SAVITRI DEVI JIWARAJKA	276894	3.14		0.00	0.00		0.00	0.00	0.00	0.00	0.00
5	NEETU JIWARAJKA	731410	8.30		0.00	0.00		0.00	0.00	0.00	0.00	0.00
6	TARUN JIWARAJKA	372741	4.23		0.00	0.00		0.00	0.00	0.00	0.00	0.00
7	AYUSH JIWARAJKA	375087	4.26		0.00	0.00		0.00	0.00	0.00	0.00	0.00
8	P. N. MEHTA	100	0.00		0.00	0.00		0.00	0.00	0.00	0.00	0.00
9	MANORI PROPERTIES PVT. LTD.	558929	6.35		0.00	0.00		0.00	0.00	0.00	0.00	0.00
10												
11												
	<b>TOTAL</b>	<b>5876266</b>	<b>66.72</b>	<b>0</b>	<b>0.00</b>	<b>0.00</b>	<b>0</b>	<b>0</b>	<b>0</b>	<b>0</b>	<b>0</b>	<b>0</b>

(\*) The term "encumbrance" has the same meaning as assigned to it in regulation 28(3) of the SAST Regulations, 2011



**(D)(c)(i) Statement showing holding of securities (including shares, warrants, convertible securities) of persons belonging to the category "Public" and holding more than 1% of the total number of shares**

Sr. No.	Name of the shareholder	Number of shares held	Shares as a percentage of total number of shares {i.e., Grand Total (A)+(B)+(C) indicated in Statement at para (D)(a) above}	Details of warrants			Details of convertible securities		Total shares (including underlying shares assuming full conversion of warrants and convertible securities) as a % of diluted share capital
				Number of warrants held	As a % total number of warrants of the same class	Number of convertible securities held	% w.r.t total number of convertible securities of the same class		
1	GLOBE FINCAP LTD.	197000	2.24	0	0	0	0	0	0
2	DARSHAN FINANCIAL SERVICES PVT. LTD.	97000	1.10	0	0	0	0	0	0
3	ANUJ SANTOSH GANERIWAL	92846	1.05	0	0	0	0	0	0
4	ATRUN FISCAL PVT. LTD.	89332	1.01	0	0	0	0	0	0
<b>TOTAL</b>		<b>476178</b>	<b>5.41</b>	<b>0</b>	<b>0</b>	<b>0</b>	<b>0</b>	<b>0</b>	<b>0</b>

