


Introductory Sub-table (I)(a)


Name of the Company: SALORA INTERNATIONAL LTD.  
 Scrip Code, Name of the scrip, class of security: 500370, SALORAINTL, EQUITY SHARES  
 Quarter ended: 31st December, 2012

Partly paid-up shares:-	No. of partly paid-up shares	As a % of total no. of partly paid-up shares	As a % of total no. of shares of the Company
Held by Promoter/ Promoter Group	NIL	NIL	NIL
Held by Public	NIL	NIL	NIL
<b>Total</b>	<b>NIL</b>	<b>NIL</b>	<b>NIL</b>
Outstanding convertible securities:-	No. of outstanding securities	As a % of total no. of outstanding convertible securities	As a % of total no. of shares of the Company, assuming full conversion of the convertible securities
Held by Promoter/ Promoter Group	NIL	NIL	NIL
Held by Public	NIL	NIL	NIL
<b>Total</b>	<b>NIL</b>	<b>NIL</b>	<b>NIL</b>
Warrants:-	No. of warrants	As a % of total no. of warrant	As a % of total no. of shares of the Company, assuming full conversion of Warrants
Held by Promoter/ Promoter Group	NIL	NIL	NIL
Held by Public	NIL	NIL	NIL
<b>Total</b>	<b>NIL</b>	<b>NIL</b>	<b>NIL</b>
<b>Total paid-up capital of the Company, assuming full conversion of warrants and convertible securities</b>	<b>N.A</b>		



**Statement Showing Shareholding Pattern**

Category code	Category of Shareholder	Number of Shareholders	Table (I)(a)				Total shareholding as a percentage of total number of shares		Shares Pledged or otherwise encumbered	
			Total number of shares	Number of shares held in dematerialized form	As a percentage of (A+B) <sup>1</sup>	As a percentage of (A+B+C)	Number of shares	As a percentage		
			(IV)	(V)	(VI)	(VII)	(VIII)	= (VIII)/(IV)*		
(I)	(II)	(III)	(IV)	(V)	(VI)	(VII)	(VIII)	(IX)	(X)	
(A)	Shareholding of Promoter and Promoter Group <sup>2</sup>									
1	Indian									
(a)	Individuals/ Hindu Undivided Family	8	5317337	5317337	60.37	60.37	0	0.00		
(b)	Central Government/ State Government(s)	0	0	0	0.00	0.00	0	0.00		
(c)	Bodies Corporate	1	558929	558929	6.35	6.35	0	0.00		
(d)	Financial Institutions/ Banks	0	0	0	0.00	0.00	0	0.00		
(e)	Any Others (Specify)	0	0	0	0.00	0.00	0	0.00		
(e-i)										
(e-ii)										
	<b>Sub Total(A)(I)</b>	<b>9</b>	<b>5876266</b>	<b>5876266</b>	<b>66.72</b>	<b>66.72</b>	<b>0</b>	<b>0.00</b>		





<b>2</b>	<b>Foreign</b>																		
a	Individuals (Non-Residents Individuals/Foreign Individuals)	0	0	0	0	0	0.00	0	0.00	0	0.00	0	0.00						0.00
b	Bodies Corporate	0	0	0	0	0	0.00	0	0.00	0	0.00	0	0.00						0.00
c	Institutions	0	0	0	0	0	0.00	0	0.00	0	0.00	0	0.00						0.00
d	Qualified Foreign Investor	0	0	0	0	0	0.00	0	0.00	0	0.00	0	0.00						0.00
e	Any Others(Specify)																		
e-i																			
e-ii																			
	<b>Sub Total(A)(2)</b>	<b>0</b>	<b>0</b>	<b>0</b>	<b>0</b>	<b>0</b>	<b>0.00</b>	<b>0</b>	<b>0.00</b>	<b>0</b>	<b>0.00</b>	<b>0</b>	<b>0.00</b>						<b>0.00</b>
	<b>Total Shareholding of Promoter and Promoter Group (A)= (A)(1)+(A)(2)</b>	<b>9</b>	<b>5876266</b>	<b>5876266</b>	<b>0</b>	<b>5876266</b>	<b>66.72</b>	<b>0</b>	<b>66.72</b>	<b>0</b>	<b>66.72</b>	<b>0</b>	<b>0.00</b>						<b>0.00</b>
<b>(B)</b>	<b>Public shareholding</b>																		
<b>1</b>	<b>Institutions</b>																		
(a)	Mutual Funds/ UTI	1	400	0	0	0	0.01	0	0.01	0	0.01	0	0.00						0.00
(b)	Financial Institutions / Banks	1	100	0	0	0	0.00	0	0.00	0	0.00	0	0.00						0.00
(c)	Central Government/ State Government(s)	0	0	0	0	0	0.00	0	0.00	0	0.00	0	0.00						0.00
(d)	Venture Capital Funds	0	0	0	0	0	0.00	0	0.00	0	0.00	0	0.00						0.00
(e)	Insurance Companies	0	0	0	0	0	0.00	0	0.00	0	0.00	0	0.00						0.00
(f)	Foreign Institutional Investors	2	200	0	0	0	0.00	0	0.00	0	0.00	0	0.00						0.00
(g)	Foreign Venture Capital Investors	0	0	0	0	0	0.00	0	0.00	0	0.00	0	0.00						0.00
(h)	Qualified Foreign Investor	0	0	0	0	0	0.00	0	0.00	0	0.00	0	0.00						0.00
(i)	Any Other (specify)																		
(i-i)																			
(i-ii)																			
	<b>Sub-Total (B)(1)</b>	<b>4</b>	<b>700</b>	<b>0</b>	<b>0</b>	<b>0</b>	<b>0.01</b>	<b>0</b>	<b>0.01</b>	<b>0</b>	<b>0.01</b>	<b>0</b>	<b>0.00</b>						<b>0.00</b>


<b>B 2</b>	<b>Non-institutions</b>												
(a)	Bodies Corporate	207	852818	847717	9.68	9.68							
(b)	Individuals												
	i. Individual shareholders holding nominal share capital up to Rs 1 lakh	5058	1409463	1241979	16.00	16.00							
	ii. Individual shareholders holding nominal share capital in excess of Rs. 1 lakh.	16	532830	532830	6.05	6.05							
(c)	Qualified Foreign Investor	0	0	0	0.00	0.00							
(d)	Any Other (specify) (NRI)	42	45341	45341	0.51	0.51							
(d-i)	Clearing House / Public Trusts	1	2300	2300	0.03	0.03							
(d-ii)	Corporate Bodies (OCB)	1	175	175	0.00	0.00							
(d-iii)	Hindu Undivided Family	129	86339	86339	0.98	0.98							
(d-iv)	Clearing Members / House	9	1068	1068	0.01	0.01							
	<b>Sub-Total (B)(2)</b>	<b>5463</b>	<b>2930334</b>	<b>2757749</b>	<b>33.27</b>	<b>33.27</b>							
(B)	<b>Total Public Shareholding (B)=(B)(1)+(B)(2)</b>	<b>5467</b>	<b>2931034</b>	<b>2757749</b>	<b>33.28</b>	<b>33.28</b>							
	<b>TOTAL (A)+(B)</b>	<b>5476</b>	<b>8807300</b>	<b>8634015</b>	<b>100.00</b>	<b>100.00</b>							
(C)	Shares held by Custodians and against which Depository Receipts have been issued												
1	Promoter and Promoter Group	0	0	0	0	0							
2	Public	0	0	0	0	0							
	<b>Sub-Total (C)</b>	<b>0</b>	<b>0</b>	<b>0</b>	<b>0</b>	<b>0</b>							
	<b>GRAND TOTAL (A)+(B)+(C)</b>	<b>5476</b>	<b>8807300</b>	<b>8634015</b>	<b>100.00</b>	<b>100.00</b>							





**(D)(c)(ii) Statement showing holding of securities (including shares, warrants, convertible securities) of persons (together with PAC) belonging to the category "Public" and holding more than 5% of the total number of shares of the company**

Sr. No.	Name(s) of the shareholder(s) and the Persons Acting in Concert (PAC) with them	Number of shares	Shares as a percentage of total number of shares (i.e., Grand Total (A)+(B)+(C) indicated in Statement at para	Details of warrants		Details of convertible securities		Total shares (including underlying shares assuming full conversion of warrants and
				Number of warrants	As a % total number of warrants of the same class	Number of convertible securities held	% w.r.t total number of convertible securities of the same class	
1			0.00		0.00		0.00	
2			0.00		0.00		0.00	
3			0.00		0.00		0.00	
4			0.00		0.00		0.00	
5			0.00		0.00		0.00	
6			0.00		0.00		0.00	
7			0.00		0.00		0.00	
8			0.00		0.00		0.00	
9			0.00		0.00		0.00	
10			0.00		0.00		0.00	
<b>TOTAL</b>		<b>0</b>		<b>0</b>		<b>0</b>		



**Quarterly Compliance Report on Corporate Governance**

Name of the Company- **SALORA INTERNATIONAL LTD.**

Quarter ending on : **31st December, 2012**

S.No	Particular	Clause of Listing Agreement	Remark
<b>I</b>	<b>Board of Directors</b>	<b>49 I</b>	<b>yes</b>
(A)	Composition of Board	49 (IA )	yes
(B)	Non executive Director's compensation & disclousers	49 ( IB )	yes
( C )	Other provisions as to Board and Committees	49 ( IC )	yes
( D )	Code of Conduct	49 ( ID )	yes
<b>II</b>	<b>Audit Committee</b>	<b>49 ( II )</b>	<b>yes</b>
( A )	Qualified & Independent Audit Committee	49 (II A )	yes
( B )	Meeting of Audit Committee	49 (II B )	yes
( C )	Power of Audit Committee	49 (II C )	yes
( D )	Role of Audit Committee	49 (II D )	yes
( E )	Review of Information by Audit Committee	49 (II E )	yes
<b>III</b>	<b>Subsidiary Companies</b>	<b>49 (III )</b>	<b>yes</b>
<b>IV</b>	<b>Disclosures</b>	<b>49 (IV )</b>	<b>yes</b>
(A )	Basis of related party transactions	49 (IV A )	yes
(B)	Disclosure of Accounting Treatment	49 (IV B)	yes
( C )	Board Disclosures	49 (IV C )	yes
(D)	Proceeds from public issues, rights issues, preferential issue etc	49 (IV D )	N.A
(E)	Remuneration of Directors	49 (IV E )	yes
(F)	Management	49 (IV F )	yes
(G)	Shareholders	49 ( IV G)	yes
<b>V</b>	<b>CEO/CFO Certification</b>	<b>49 (V )</b>	<b>yes</b>
<b>VI</b>	<b>Report on Corporate Governance</b>	<b>49 (VI )</b>	<b>yes</b>
<b>VII</b>	<b>Compliance</b>	<b>49 (VII )</b>	<b>yes</b>

For SALORA INTERNATIONAL LTD

*Princy Anand*  
**(PRINCY ANAND)**  
**COMPANY SECRETARY**

