



Statement Showing Shareholding Pattern


Category code	Category of Shareholder	Table (I)(a)					Total shareholding as a percentage of total number of shares		Shares Pledged or otherwise encumbered										
		Number of Shareholders	Total number of shares	Number of shares held in dematerialized form	As a percentage of (A+B) ¹	As a percentage of (A+B+C)	Number of shares	As a percentage	As a percentage										
									(VI)	(VII)	(VIII)	(IV) ²							
(I)	(II)	(III)	(IV)	(V)	(VI)	(VII)	(VIII)	(IX)	(X)										
(A)	Shareholding of Promoter and Promoter Group ²																		
I	Indian																		
(a)	Individuals/ Hindu Undivided Family	8	5317337	5317337			60.37	60.37		0	0.00								
(b)	Central Government/ State Government(s)	0	0	0			0.00	0.00		0	0.00								
(c)	Bodies Corporate	1	558929	558929			6.35	6.35		0	0.00								
(d)	Financial Institutions/ Banks	0	0	0			0.00	0.00		0	0.00								
(e)	Any Others (Specify)	0	0	0			0.00	0.00		0	0.00								
(e-i)																			
(e-ii)																			
	Sub Total(A)(I)	9	5876266	5876266	5876266	66.72	66.72	66.72	66.72	0	0.00								



2	Foreign									
a	Individuals (Non-Residents Individuals/Foreign Individuals)	0	0		0	0.00	0.00	0	0.00	0.00
b	Bodies Corporate	0	0		0	0.00	0.00	0	0.00	0.00
c	Institutions	0	0		0	0.00	0.00	0	0.00	0.00
d	Qualified Foreign Investor	0	0		0	0.00	0.00	0	0.00	0.00
e	Any Others (Specify)									
e-i										
e-ii										
	Sub Total(A)(2)	0	0		0	0.00	0.00	0	0.00	0.00
	Total Shareholding of Promoter and Promoter Group (A)=(A)(1)+(A)(2)	9	5876266		5876266	66.72	66.72	0	66.72	0.00
(B)	Public shareholding									
1	Institutions									
(a)	Mutual Funds/ UTI	1	400		0	0.01	0.01	0	0.01	0.00
(b)	Financial Institutions / Banks	1	100		0	0.00	0.00	0	0.00	0.00
(c)	Central Government/ State Government(s)	0	0		0	0.00	0.00	0	0.00	0.00
(d)	Venture Capital Funds	0	0		0	0.00	0.00	0	0.00	0.00
(e)	Insurance Companies	0	0		0	0.00	0.00	0	0.00	0.00
(f)	Foreign Institutional Investors	2	200		0	0.00	0.00	0	0.00	0.00
(g)	Foreign Venture Capital Investors	0	0		0	0.00	0.00	0	0.00	0.00
(h)	Qualified Foreign Investor	0	0		0	0.00	0.00	0	0.00	0.00
(i)	Any Other (specify)									
(i-i)										
(i-ii)										
	Sub-Total (B)(1)	4	700		0	0.01	0.01	0	0.01	0.00




B 2	Non-institutions								
(a)	Bodies Corporate	192	852939	847838	9.68	9.68			
(b)	Individuals								
	i. Individual shareholders holding nominal share capital up to Rs 1 lakh	5074	1427782	1261901	16.21	16.21			
	ii. Individual shareholders holding nominal share capital in excess of Rs. 1 lakh.	16	506139	506139	5.75	5.75			
(c)	Qualified Foreign Investor	0	0	0	0.00	0.00			
(d)	Any Other (specify) (NRI)	42	55429	55429	0.63	0.63			
(d-i)	Clearing House / Public Trusts	1	2300	2300	0.03	0.03			
(d-ii)	Corporate Bodies (OCB)	1	175	175	0.00	0.00			
(d-iii)	Hindu Undivided Family	128	85270	85270	0.97	0.97			
(d-iv)	Clearing Members / House	1	300	300	0.01	0.01			
	Sub-Total (B)(2)	5455	2930334	2759352	33.27	33.27			
(B)	Total Public Shareholding (B)= (B)(1)+(B)(2)	5459	2931034	2759352	33.28	33.28			
	TOTAL (A)+(B)	5468	8807300	8635618	100.00	100.00			
(C)	Shares held by Custodians and against which Depository Receipts have been issued								
1	Promoter and Promoter Group	0	0	0	0	0.00			
2	Public	0	0	0	0	0.00			
	Sub-Total (C)	0	0	0	0	0			
	GRAND TOTAL (A)+(B)+(C)	5468	8807300	8635618	100.00	100.00			



(I)(b) Statement showing holding of securities (including shares, warrants, convertible securities) of persons belonging to the category "Promoter and Promoter Group"

Sr. No.	Name of the shareholder	Details of Shares held		Encumbered shares (*)			Details of warrants		Details of convertible securities		Total shares (including underlying shares assuming full conversion of warrants and convertible securities) as a % of diluted share capital
		Number of shares held	As a % of grand total (A)+(B)+(C)	No.	As a percentage (VI)=(V)/(III)*100	As a % of grand total (A)+(B)+(C) of sub-clause (I)(a)	Number of warrants held	As a % total number of warrants of the same class	Number of convertible securities held	As a % total number of convertible securities of the same class	
(i)											
1	SITARAM JIWARAJKA (HUF)	33000	0.37		0.00	0.00					0.00
2	GOPAL KUMAR JIWARAJKA	2029117	23.04		0.00	0.00					0.00
3	GOPAL KUMAR JIWARAJKA HUF	1498988	17.02		0.00	0.00					0.00
4	SAVITRI DEVI JIWARAJKA	276894	3.14		0.00	0.00					0.00
5	NEETU JIWARAJKA	731410	8.30		0.00	0.00					0.00
6	TARUN JIWARAJKA	372741	4.23		0.00	0.00					0.00
7	AYUSH JIWARAJKA	375087	4.26		0.00	0.00					0.00
8	P. N. MEHTA	100	0.00		0.00	0.00					0.00
9	MANORI PROPERTIES PVT. LTD.	558929	6.35		0.00	0.00					0.00
TOTAL		5876266	66.71		0.00	0.00					0.00



(D)(c)(i) Statement showing holding of securities (including shares, warrants, convertible securities) of persons belonging to the category "Public" and holding more than 1% of the total number of shares

Sr. No.	Name of the shareholder	Number of shares held	Shares as a percentage of total number of shares {i.e., Grand Total (A)+(B)+(C) indicated in Statement at para (D)(a) above}	Details of warrants		Details of convertible securities		Total shares (including underlying shares assuming full conversion of warrants and convertible securities) as a % of diluted share capital
				Number of warrants held	As a % total number of warrants of the same class	Number of convertible securities held	% w.r.t total number of convertible securities of the same class	
1	JM FINANCIAL SERVICES PVT. LTD.	216368	2.46	0.00	0.00	0.00	0.00	0.00
2	DARSHAN FINANCIAL SERVICES PVT. LTD.	137229	1.56	0.00	0.00	0.00	0.00	0.00
3	NEW MILLEMIUM TECHNOLOGY MANAGEMENT LTD.	115436	1.31	0.00	0.00	0.00	0.00	0.00
4	GLOBE FINCAP LTD.	103847	1.18	0.00	0.00	0.00	0.00	0.00
5	ATRUN FISCAL PVT. LTD	94216	1.07	0.00	0.00	0.00	0.00	0.00
6	ANUJ SANTOSH GANERIWAL	92846	1.05	0.00	0.00	0.00	0.00	0.00
TOTAL		759942	8.63	0.00	0.00	0.00	0.00	0.00

