


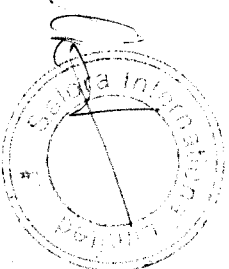
**Statement Showing Shareholding Pattern**

**Table (I)(a)**


Category code	Category of Shareholder	Number of Shareholders	Total number of shares	Number of shares held in dematerialized form	Total shareholding as a percentage of total number of shares		Number of Shares Pledged or otherwise encumbered	As a percentage = (VIII)/(IV)*
					As a percentage of (A+B) <sup>1</sup> (VII)	As a percentage of (A+B+C) (VII)		
(I)		(III)	(IV)	(V)	(VI)	(VII)	(VIII)	(IX)
(A)	Shareholding of Promoter and Promoter Group <sup>2</sup>							
1	Indian							
(a)	Individuals/Hindu Undivided Family	8	5317337	5317337	60.37	60.37	0	0.00
(b)	Central Government/ State Government(s)	0	0	0	0.00	0.00	0	0.00
(c)	Bodies Corporate	1	558929	558929	6.35	6.35	0	0.00
(d)	Financial Institutions/ Banks	0	0	0	0.00	0.00	0	0.00
(e)	Any Others(Specify)	0	0	0	0.00	0.00	0	0.00
(e-i)								
(e-ii)								
	<b>Sub Total(A)(1)</b>	<b>9</b>	<b>5876266</b>	<b>5876266</b>	<b>66.72</b>	<b>66.72</b>	<b>0</b>	<b>0.00</b>
2	Foreign							
a	Individuals (Non-Residents Individuals/Foreign Individuals)	0	0	0	0.00	0.00	0	0.00
b	Bodies Corporate	0	0	0	0.00	0.00	0	0.00
c	Institutions	0	0	0	0.00	0.00	0	0.00
d	Qualified Foreign Investor	0	0	0	0.00	0.00	0	0.00
e	Any Others(Specify)							
e-i								
e-ii								
	<b>Sub Total(A)(2)</b>	<b>0</b>	<b>0</b>	<b>0</b>	<b>0.00</b>	<b>0.00</b>	<b>0</b>	<b>0.00</b>
	<b>Total Shareholding of Promoter and Promoter Group (A)= (A)(1)+(A)(2)</b>	<b>9</b>	<b>5876266</b>	<b>5876266</b>	<b>66.72</b>	<b>66.72</b>	<b>0</b>	<b>0.00</b>




(B)	Public shareholding																	
<b>1</b>	<b>Institutions</b>																	
(a)	Mutual Funds/ UTI	1	400	0	0.01	0.01	0	0.00										
(b)	Financial Institutions / Banks	1	100	0	0.00	0.00	0	0.00										
(c)	Central Government/ State Government(s)	0	0	0	0.00	0.00	0	0.00										
(d)	Venture Capital Funds	0	0	0	0.00	0.00	0	0.00										
(e)	Insurance Companies	0	0	0	0.00	0.00	0	0.00										
(f)	Foreign Institutional Investors	2	200	0	0.00	0.00	0	0.00										
(g)	Foreign Venture Capital Investors	0	0	0	0.00	0.00	0	0.00										
(h)	Qualified Foreign Investor	0	0	0	0.00	0.00	0	0.00										
(i)	Any Other (specify)																	
(i-i)																		
(i-ii)																		
	<b>Sub-Total(B)(1)</b>	<b>4</b>	<b>700</b>	<b>0</b>	<b>0.01</b>	<b>0.01</b>	<b>0</b>	<b>0.00</b>										
<b>B 2</b>	<b>Non-institutions</b>																	
(a)	Bodies Corporate	192	862104	857003	9.79	9.79												
(b)	Individuals																	
	i. Individual shareholders holding nominal share capital up to Rs 1 lakh	5057	1414744	1249063	16.06	16.06												
	ii. Individual shareholders holding nominal share capital in excess of Rs. 1 lakh.	17	516262	516262	5.86	5.86												
(c)	Qualified Foreign Investor	0	0	0	0.00	0.00												
(d)	Any Other (specify) (NRI)	41	53408	53408	0.61	0.61												
(d-i)	Clearing House / Public Trusts	1	2300	2300	0.03	0.03												
(d-ii)	Corporate Bodies (OCB)	1	175	175	0.00	0.00												
(d-iii)	Hindu Undivided Family	126	80770	80770	0.92	0.92												
(d-iv)	Clearing Members / House	3	571	571	0.01	0.01												
	<b>Sub-Total (B)(2)</b>	<b>5438</b>	<b>2930334</b>	<b>2759552</b>	<b>33.27</b>	<b>33.27</b>												
<b>(B)</b>	<b>Total Public Shareholding (B)= (B)(1)+(B)(2)</b>	<b>5442</b>	<b>2931034</b>	<b>2759552</b>	<b>33.28</b>	<b>33.28</b>												
	<b>TOTAL (A)+(B)</b>	<b>5451</b>	<b>8807300</b>	<b>8635818</b>	<b>100.00</b>	<b>100.00</b>												



(C)	Shares held by Custodians and against which Depository Receipts have been issued																		
1	Promoter and Promoter Group	0	0	0	0	0	0	0.00											
2	Public	0	0	0	0	0	0	0.00											
	Sub-Total (C)	0	0	0	0	0	0	0											
	<b>GRAND TOTAL (A)+(B)+(C)</b>	<b>5451</b>	<b>8807300</b>	<b>8635818</b>	<b>100.00</b>	<b>100.00</b>													




Sr. No. NOTES	
1	
2	NIL
3	
4	
5	
6	
7	
8	
9	



Introductory Sub-table (D)(a)


Name of the Company: SALORA INTERNATIONAL LTD.  
 Scrip Code, Name of the scrip, class of security: 500370, SALORAINTL, EQUITY SHARES  
 Quarter ended: 31st December, 2013

Partly paid-up shares:-	No. of partly paid-up shares	As a % of total no. of partly paid-up shares	As a % of total no. of shares of the Company
Held by Promoter/ Promoter Group	NIL	NIL	NIL
Held by Public	NIL	NIL	NIL
<b>Total</b>	<b>NIL</b>	<b>NIL</b>	<b>NIL</b>
<b>Outstanding convertible securities:-</b>	<b>No. of outstanding securities</b>	<b>As a % of total no. of outstanding convertible securities</b>	<b>As a % of total no. of shares of the Company, assuming full conversion of the convertible securities</b>
Held by Promoter/ Promoter Group	NIL	NIL	NIL
Held by Public	NIL	NIL	NIL
<b>Total</b>	<b>NIL</b>	<b>NIL</b>	<b>NIL</b>
<b>Warrants:-</b>	<b>No. of warrants</b>	<b>As a % of total no. of warrant</b>	<b>As a % of total no. of shares of the Company, assuming full conversion of Warrants</b>
Held by Promoter/ Promoter Group	NIL	NIL	NIL
Held by Public	NIL	NIL	NIL
<b>Total</b>	<b>NIL</b>	<b>NIL</b>	<b>NIL</b>
<b>Total paid-up capital of the Company, assuming full conversion of warrants and convertible securities</b>		<b>N.A</b>	




(1)(b) Statement showing holding of securities (including shares, warrants, convertible securities) of persons belonging to the category "Promoter and Promoter Group"

Sr. No.	Name of the shareholder	Details of Shares held			Encumbered shares (*)		Details of warrants		Details of convertible securities		Total shares (including underlying shares assuming full conversion of warrants and convertible securities) as a % of diluted share capital
		Number of shares held	As a % of grand total (A)+(B)+(C)	No.	As a percentage (V)=(V)/(III)*100	As a % of grand total (A)+(B)+(C) of sub-clause (1)(a)	Number of warrants held	As a % total number of warrants of the same class	Number of convertible securities held	As a % total number of convertible securities of the same class	
(i)	(ii)	(iii)	(iv)	(v)	(vi)=(v)/(iii)*100	(vii)	(viii)	(ix)	(x)	(xi)	(xii)
1	SITARAM JIWARAJKA (HUF)	33000	0.37		0.00	0.00		0.00		0.00	0.00
2	GOPAL KUMAR JIWARAJKA	2029117	23.04		0.00	0.00		0.00		0.00	0.00
3	GOPAL KUMAR JIWARAJKA HUF	1498988	17.02		0.00	0.00		0.00		0.00	0.00
4	SAVITRI DEVI JIWARAJKA	276894	3.14		0.00	0.00		0.00		0.00	0.00
5	NEETU JIWARAJKA	731410	8.30		0.00	0.00		0.00		0.00	0.00
6	TARUN JIWARAJKA	372741	4.23		0.00	0.00		0.00		0.00	0.00
7	AYUSH JIWARAJKA	375087	4.26		0.00	0.00		0.00		0.00	0.00
8	P. N. MEHTA	100	0.00		0.00	0.00		0.00		0.00	0.00
9	MANORI PROPERTIES PVT. LTD.	558929	6.35		0.00	0.00		0.00		0.00	0.00
<b>TOTAL</b>		<b>5876266</b>	<b>66.72</b>		<b>0.00</b>	<b>0.00</b>		<b>0.00</b>		<b>0.00</b>	<b>0.00</b>

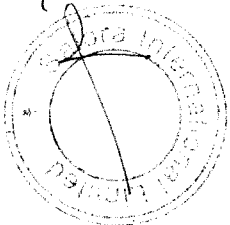


(D)(c)(i) Statement showing holding of securities (including shares, warrants, convertible securities) of persons belonging to the category "Public" and holding more than 1% of the total number of shares									
Sr. No.	Name of the shareholder	Number of shares held	Shares as a percentage of total number of shares (i.e., Grand Total (A)+(B)+(C) indicated in Statement at para (D)(a) above}	Details of warrants		Details of convertible securities		Total shares (including underlying shares assuming full conversion of warrants and convertible securities) as a % of diluted share capital	
				Number of warrants held	As a % total number of warrants of the same class	Number of convertible securities held	% w.r.t total number of convertible securities of the same class		
1	DARSHAN FINANCIAL SERVICES PVT. LTD.	137229	1.56	0.00	0.00	0.00	0.00	0.00	
2	NEW MILLENIUM TECHNOLOGY MANAGEMENT LTD.	115436	1.31	0.00	0.00	0.00	0.00	0.00	
3	RAVIRAJ DEVELOPERS LTD.	104263	1.18	0.00	0.00	0.00	0.00	0.00	
4	GLOBE FINCAP LTD.	103847	1.18	0.00	0.00	0.00	0.00	0.00	
5	ATRUN FISCAL PVT. LTD	94216	1.07	0.00	0.00	0.00	0.00	0.00	
6	ANUJ SANTOSH KUMAR GANERIWAL	92846	1.05	0.00	0.00	0.00	0.00	0.00	
<b>TOTAL</b>		<b>647837</b>	<b>7.35</b>	<b>0.00</b>	<b>0.00</b>	<b>0.00</b>	<b>0.00</b>	<b>0.00</b>	



(1)(c)(ii) Statement showing holding of securities (including shares, warrants, convertible securities) of persons (together with PAC) belonging to the category "Public" and holding more than 5% of the total number of shares of the company


Sr. No.	Name(s) of the shareholder(s) and the Persons Acting in Concert (PAC) with them	Number of shares	Shares as a percentage of total number of shares {i.e., Grand Total (A)+(B)+(C) indicated in Statement at para	Details of warrants		Details of convertible securities held		Total shares (including underlying shares assuming full conversion of warrants and
				Number of warrants	As a % total number of warrants of the same class	Number of convertible securities	% w.r.t total number of convertible securities of the same class	
1			0.00		0.00		0.00	
2			0.00		0.00		0.00	
3			0.00		0.00		0.00	
4			0.00		0.00		0.00	
5			0.00		0.00		0.00	
6			0.00		0.00		0.00	
7			0.00		0.00		0.00	
8			0.00		0.00		0.00	
9			0.00		0.00		0.00	
10			0.00		0.00		0.00	
<b>TOTAL</b>		<b>0</b>			<b>0</b>		<b>0</b>	





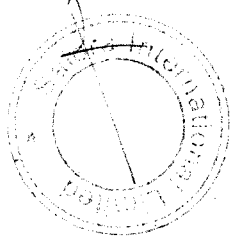
(1)(d) Statement showing details of locked-in shares

Sr. No.	Name of the shareholder	Number of locked-in shares	Locked-in shares as a percentage of total number of shares i.e., Grand Total (A)+(B)+(C) indicated in Statement at para (1)(a) above}
1			0.00
2			0.00
3			0.00
4			0.00
5			0.00
6			0.00
7			0.00
8			0.00
9			0.00
TOTAL:			0.00



(11)(a) Statement showing details of Depository Receipts (DRs)

Sr. No.	Type of outstanding DR (ADRs, GDRs, SDRs, etc.)	Number of outstanding DRs	Number of shares underlying outstanding DRs	Shares underlying outstanding DRs as a percentage of total number of shares {i.e., Grand Total (A)+(B)+(C) indicated in Statement at para (1)(a) above}
1		0	0	0.00
<b>TOTAL</b>		<b>0</b>	<b>0</b>	<b>0.00</b>

*Handwritten signature*  


(11)(b) Statement showing holding of Depository Receipts (DRs), where underlying shares held by "promoter/promoter group" are in excess of 1% of the total number of shares

Sr. No.	Name of the DR Holder	Type of outstanding DR (ADRs, GDRs, SDRs, etc.)	Number of shares underlying outstanding DRs	Shares underlying outstanding DRs as a percentage of total number of shares {i.e., Grand Total (A)+(B)+(C) indicated in Statement at para (1)(a) above}
1		0	0	0.00
<b>TOTAL</b>			<b>0</b>	<b>0.00</b>

