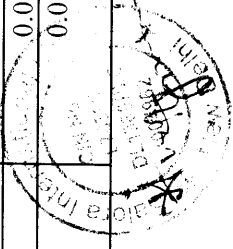


### Statement Showing Shareholding Pattern

Category code	Category of Shareholder	Table (I)(a)				Shares Pledged or otherwise encumbered			
		Number of Shareholders	Total number of shares	Number of shares held in dematerialized form	Total shareholding as a percentage of total number of shares				
		(III)	(IV)	(V)	As a percentage of (A+B) <sup>1</sup> (VI)	As a percentage of (A+B+C) (VII)	Number of shares (VIII)	As a percentage (IX) = (VIII) / (IV) * 100	
(I)	(II)								
(A)	Shareholding of Promoter and Promoter Group <sup>2</sup>								
I	Indian								
(a)	Individuals/ Hindu Undivided Family	8	5317287	5317287	60.37	60.37	0	0.00	
(b)	Central Government/ State Government(s)	0	0	0	0.00	0.00	0	0.00	
(c)	Bodies Corporate	1	558929	558929	6.35	6.35	0	0.00	
(d)	Financial Institutions/ Banks	0	0	0	0.00	0.00	0	0.00	
(e)	Any Others(Specify)	0	0	0	0.00	0.00	0	0.00	
(e-i)									
(e-ii)									
	<b>Sub Total(A)(1)</b>	<b>9</b>	<b>5876216</b>	<b>5876216</b>	<b>66.72</b>	<b>66.72</b>	<b>0</b>	<b>0.00</b>	
2	Foreign								
a	Individuals (Non-Residents Individuals/Foreign Individuals)	0	0	0	0.00	0.00	0	0.00	
b	Bodies Corporate	0	0	0	0.00	0.00	0	0.00	
c	Institutions	0	0	0	0.00	0.00	0	0.00	
d	Qualified Foreign Investor	0	0	0	0.00	0.00	0	0.00	
e	Any Others(Specify)								
e-i									
e-ii									
	<b>Sub Total(A)(2)</b>	<b>0</b>	<b>0</b>	<b>0</b>	<b>0.00</b>	<b>0.00</b>	<b>0</b>	<b>0.00</b>	
	<b>Total Shareholding of Promoter and Promoter Group (A) = (A)(1)+(A)(2)</b>	<b>9</b>	<b>5876216</b>	<b>5876216</b>	<b>66.72</b>	<b>66.72</b>	<b>0</b>	<b>0.00</b>	

(B)	Public shareholding														
1	Institutions														
(a)	Mutual Funds/ UTI						400			0	0.01	0.01	0		0.00
(b)	Financial Institutions / Banks						100			0	0.00	0.00	0		0.00
(c)	Central Government/ State Government(s)						0			0	0.00	0.00	0		0.00
(d)	Venture Capital Funds						0			0	0.00	0.00	0		0.00
(e)	Insurance Companies						0			0	0.00	0.00	0		0.00
(f)	Foreign Institutional Investors						200			0	0.00	0.00	0		0.00
(g)	Foreign Venture Capital Investors						0			0	0.00	0.00	0		0.00
(h)	Qualified Foreign Investor						0			0	0.00	0.00	0		0.00
(i)	Any Other (specify)									0	0.00	0.00	0		0.00
(i-i)															
(i-ii)															
	<b>Sub-Total (B)(1)</b>			<b>4</b>		<b>700</b>				<b>0</b>	<b>0.01</b>	<b>0.01</b>	<b>0</b>		<b>0.00</b>
<b>2</b>	<b>Non-institutions</b>														
(a)	Bodies Corporate						167			1057190	12.06	12.06	0		0.00
(b)	Individuals														0.00
	i. Individual shareholders holding nominal share capital up to Rs 1 lakh						4812			1045222	13.71	13.71	0		0.00
	ii. Individual shareholders holding nominal share capital in excess of Rs. 1 lakh.						16			515925	5.86	5.86	0		0.00
(c)	Qualified Foreign Investor						0			0	0.00	0.00	0		0.00
(d)	Any Other (specify) (NRJ)						38			59641	0.68	0.68	0		0.00
(d-i)	Clearing House / Public Trusts						1			2300	0.03	0.03	0		0.00
(d-ii)	Corporate Bodies (OCB)						1			175	0.00	0.00	0		0.00
(d-iii)	Hindu Undivided Family						120			81977	0.93	0.93	0		0.00
(d-iv)	Clearing Members / House						7			767	0.01	0.01	0		0.00
	<b>Sub-Total (B)(2)</b>			<b>5162</b>		<b>2930384</b>				<b>2763197</b>	<b>33.27</b>	<b>33.27</b>	<b>0</b>		<b>0.00</b>
(B)	<b>Total Public Shareholding (B)= (B)(1)+(B)(2)</b>			<b>5166</b>		<b>2931084</b>				<b>2763197</b>	<b>33.28</b>	<b>33.28</b>	<b>0</b>		<b>0.00</b>




		5175	8807300	8639413	100.00	100.00	0	0.00
	<b>TOTAL (A)+(B)</b>							0.00
(C)	Shares held by Custodians and against which Depository Receipts have been issued							0.00
1	Promoter and Promoter Group	0	0	0	0	0.00	0	0.00
2	Public	0	0	0	0	0.00	0	0.00
	<b>Sub-Total (C)</b>	<b>0</b>	<b>0</b>	<b>0</b>	<b>0</b>	<b>0</b>	<b>0</b>	<b>0.00</b>
	<b>GRAND TOTAL (A)+(B)+(C)</b>	<b>5175</b>	<b>8807300</b>	<b>8639413</b>	<b>100.00</b>	<b>100.00</b>	<b>0</b>	<b>0.00</b>

*Handwritten signature*

Sr. No. NOTES

- 1
- 2
- 3
- 4
- 5
- 6
- 7
- 8
- 9

NIL




**Introductory Sub-table (I)(a)**

Name of the Company: SALORA INTERNATIONAL LTD.  
 Scrip Code, Name of the scrip, class of security: 500370, SALORAINTL, EQUITY SHARES  
 Quarter ended: 31st December, 2014

Partly paid-up shares:-	No. of partly paid-up shares	As a % of total no. of partly paid-up shares	As a % of total no. of shares of the Company
Held by Promoter/ Promoter Group	NIL	NIL	NIL
Held by Public	NIL	NIL	NIL
<b>Total</b>	<b>NIL</b>	<b>NIL</b>	<b>NIL</b>
Outstanding convertible securities:-	No. of outstanding securities	As a % of total no. of outstanding convertible securities	As a % of total no. of shares of the Company, assuming full conversion of the convertible securities
Held by Promoter/ Promoter Group	NIL	NIL	NIL
Held by Public	NIL	NIL	NIL
<b>Total</b>	<b>NIL</b>	<b>NIL</b>	<b>NIL</b>
Warrants:-	No. of warrants	As a % of total no. of warrants	As a % of total no. of shares of the Company, assuming full conversion of Warrants
Held by Promoter/ Promoter Group	NIL	NIL	NIL
Held by Public	NIL	NIL	NIL
<b>Total</b>	<b>NIL</b>	<b>NIL</b>	<b>NIL</b>
<b>Total paid-up capital of the Company, assuming full conversion of warrants and convertible securities</b>		<b>N.A</b>	



<b>(D)(c)(i) Statement showing holding of securities (including shares, warrants, convertible securities) of persons belonging to the category "Public" and holding more than 1% of the total number of shares</b>									
Sr. No.	Name of the shareholder	Number of shares held	Shares as a percentage of total number of shares {i.e., Grand Total (A)+(B)+(C) indicated in Statement at para (D)(a) above}	Details of warrants			Details of convertible securities		Total shares (including shares assuming full conversion of warrants and convertible securities) as a % of diluted share capital
				Number of warrants held	As a % total number of warrants of the same class	Number of convertible securities held	% w.r.t total number of convertible securities of the same class		
1	DARSHAN FINANCIAL SERVICES PVT. LTD.	204337	2.32	0.00	0.00	0.00	0.00	0.00	0.00
2	RA VIRAJ DEVELOPERS LTD.	139779	1.59	0.00	0.00	0.00	0.00	0.00	0.00
3	JM FINANCIAL SERVICES LIMITED	137239	1.56	0.00	0.00	0.00	0.00	0.00	0.00
4	NEW MILLENIUM TECHNOLOGY MANAGEMENT LTD.	126051	1.43	0.00	0.00	0.00	0.00	0.00	0.00
5	ATRUN FISCAL PVT. LTD	119629	1.36	0.00	0.00	0.00	0.00	0.00	0.00
6	GLOBE FINCAP LTD.	103847	1.18	0.00	0.00	0.00	0.00	0.00	0.00
7	ANUJ SANTOSH KUMAR GANERIWAL	92846	1.05	0.00	0.00	0.00	0.00	0.00	0.00
<b>TOTAL</b>		<b>923728</b>	<b>10.49</b>	<b>0.00</b>	<b>0.00</b>	<b>0.00</b>	<b>0.00</b>	<b>0.00</b>	<b>0.00</b>



**(I)(c)(ii) Statement showing holding of securities (including shares, warrants, convertible securities) of persons (together with PAC) belonging to the category "Public" and holding more than 5% of the total number of shares of the company**

Sr. No.	Name(s) of the shareholder(s) and the Persons Acting in Concert (PAC) with them	Number of shares	Shares as a percentage of total number of shares {i.e., Grand Total (A)+(B)+(C) indicated in Statement at para (I)(a) above}	Details of warrants		Details of convertible securities		Total shares (including underlying shares assuming full conversion of warrants and convertible securities) as a % of diluted share capital
				Number of warrants	As a % total number of warrants of the same class	Number of convertible securities held	% w.r.t total convertible securities of the same class	
1		0.00	0.00		0.00		0.00	
2		0.00	0.00		0.00		0.00	
3		0.00	0.00		0.00		0.00	
4		0.00	0.00		0.00		0.00	
5		0.00	0.00		0.00		0.00	
6		0.00	0.00		0.00		0.00	
7		0.00	0.00		0.00		0.00	
8		0.00	0.00		0.00		0.00	
9		0.00	0.00		0.00		0.00	
10		0.00	0.00		0.00		0.00	
<b>TOTAL</b>		<b>0</b>		<b>0</b>		<b>0</b>		

*Handwritten signature*



(D)(d) Statement showing details of locked-in shares

Sr. No.	Name of the shareholder	Number of locked-in shares	Locked-in shares as a percentage of total number of shares {i.e., Grand Total (A)+(B)+(C) indicated in Statement at para (D)(a) above}
1		0.00	0.00
2		0.00	0.00
3		0.00	0.00
4		0.00	0.00
5		0.00	0.00
6		0.00	0.00
7		0.00	0.00
8		0.00	0.00
9		0.00	0.00
<b>TOTAL:</b>		0.00	0.00

*[Handwritten Signature]*


(II)(a) Statement showing details of Depository Receipts (DRs)

Sr. No.	Type of outstanding DR (ADRs, GDRs, SDRs, etc.)	Number of outstanding DRs	Number of shares underlying outstanding DRs	Shares underlying outstanding DRs as a percentage of total number of shares {i.e., Grand Total (A)+(B)+(C) indicated in Statement at para (I)(a) above
1		0	0	0
<b>TOTAL</b>		<b>0</b>	<b>0</b>	<b>0</b>

*[Handwritten signature]*  
Director

(II)(b) Statement showing holding of Depository Receipts (DRs), where underlying shares held by "promoter/promoter group" are in excess of 1% of the total number of shares

Sr. No.	Name of the DR Holder	Type of outstanding DR (ADRs, GDRs, SDRs, etc.)	Number of shares underlying outstanding DRs	Shares underlying outstanding DRs as a percentage of total number of shares {i.e., Grand Total (A)+(B)+(C) indicated in Statement at para (D)(a) above}
1		0	0	0.00
<b>TOTAL</b>			<b>0</b>	0.00

*[Handwritten Signature]*  



(III) (a) Statement showing the voting pattern of shareholders, if more than one class of shares / securities is issued by the issuer.

Give description of voting rights for each class of security (only one type of security - Equity Shares)

---  
Not Applicable

Category code	Category of shareholder	Number of Voting Rights held in each class of securities			Total Voting Rights (III+IV+V)	Total Voting Rights i.e. (VI)	
		Class X (III)	Class Y (IV)	Class Z (V)		As a percentage of (A+B) (VII)	As a percentage of (A+B+C) (VIII)
(I)	(II)				(VI)		
(A)	Promoter and Promoter Group						
I	Indian						
(a)	Individuals/ Hindu Undivided Family						
(b)	Central Government/ State Government(s)						
(c)	Bodies Corporate						
(d)	Financial Institutions/ Banks						
(e)	Any Others(Specify)						
	<b>Sub Total(A)(1)</b>						
2	Foreign						
a	Individuals (Non-Residents Individuals / Foreign Individuals)						
b	Bodies Corporate						
c	Institutions						
e	Any Others(Specify)						
	<b>Sub Total (A)(2)</b>						
	<b>Total Shareholding of Promoter and Promoter Group (A )= (A)(1)+(A)(2)</b>						

*Signature*



<b>(B)</b>	<b>Public shareholding</b>								
<b>1</b>	<b>Institutions</b>								
(a)	Mutual Funds/ JFI								
(b)	Financial Institutions Banks								
(c)	Central Government/ State Government(s)								
(d)	Venture Capital Funds								
(e)	Insurance Companies								
(f)	Foreign Institutional Investors								
(g)	Foreign Venture Capital Investors								
(h)	Any Other (specify)								
	<b>Sub-Total (B)(1)</b>								
<b>2</b>	<b>Non-institutions</b>								
(a)	Bodies Corporate								
(b)	Individuals								
	iii. Individual shareholders holding nominal share capital up to Rs 1 lakh								
	iv. Individual shareholders holding nominal share capital in excess of Rs.1 lakh.								
(c)	Any Other (specify)								
	<b>Sub-Total (B)(2)</b>								
<b>(B)</b>	<b>Total Public Shareholding (B) = (B)(1)+(B)(2)</b>								
	<b>TOTAL (A)+(B)</b>								
<b>(C)</b>	Shares held by Custodians and against which Depository Receipts have been issued								
	<b>GRAND TOTAL (A)+(B)+(C)</b>								